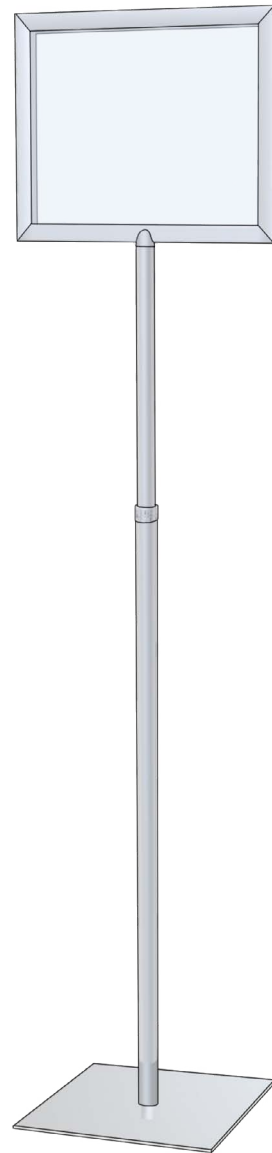
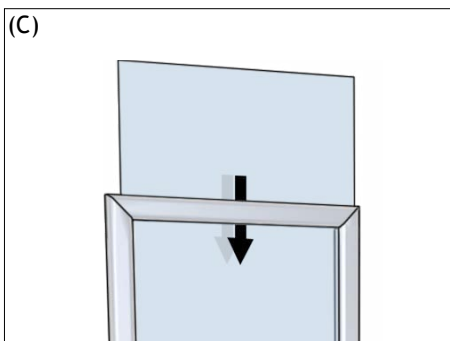
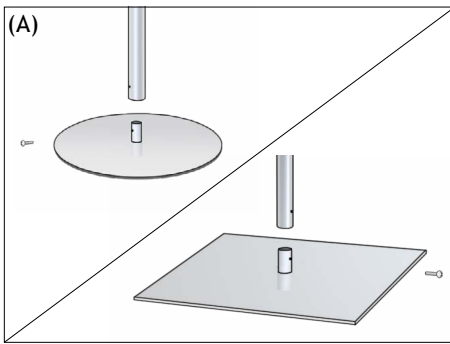


Pedestal Aluminum Signframe

1. Attach pole to base using screw provided (fig. A).
2. Screw frame onto pole (make sure to press screw through frame).
Do not overtighten (fig. B).
3. Insert graphic into frame (fig. C).

Applicable Products:

SF3	SF5
SF4	SF6



ACCESSORIES

