

LIGHTBOX DISPLAYS

ONE CHOICE - 80 MM DOUBLE-SIDED
LIGHTBOX DISPLAY
PRODUCT CODE: SEGEZ-3979



Frame



Front View



Double-Sided Back View

PRODUCT DESCRIPTION

New Lightbox exclusive to One Choice Displays! One Choice Lightbox is the illuminated stand you've been waiting for. A completely toolless setup, LED edge lights are pre-installed on the spine of the 80mm profile, making it perfect as a double-sided lightbox. The lightweight aluminum frame has a smooth outside finish, with two feet for stabilization. Custom SEG UV fabric graphics are easy to install by pushing silicone edges into frame's recessed grooves.

FEATURES

DISPLAY DIMENSIONS
• 39 3/8" W x 79 1/8" H x 15" D

GRAPHIC DIMENSIONS
• 39" W x 79" H

GRAPHIC MATERIAL
• Dye-Sub Fabric

GRAPHIC FINISHING
• Silicone beading is sewn around the perimeter of the fabric graphic. Silicone beading is hidden from view once installed.

DISPLAY CONSTRUCTION
• Aluminum frame

WEIGHTS & DIMENSIONS (WITH STAND & GRAPHICS)

SHIPPING WEIGHTS

- (Qty 1): 20 lbs
- (Qty 25): 480 lbs

PACKAGE DIMENSIONS

- (Single Box): 45" L x 6" W x 13" H
- (Freight): 48" L x 40" W x 61" H skid

TURNAROUND TIME

GRAPHIC PACKAGE

- 2 business days after proof approval*

AVAILABILITY

- WEST COAST FULFILLMENT CENTER

*After proof approval, for **up to 2 sets**. Reply with approval via e-mail by 4:00pm PT the day prior to the assigned ship date.



QR CODE



Scan QR Code To View More Resources.


LIGHTBOX DISPLAYS

ONE CHOICE - 80 MM DOUBLE-SIDED
LIGHTBOX DISPLAY
PRODUCT CODE: SEGEZ-3979



LED FEATURES

LED STRIPS



LED WIRE CONNECTOR



TRANSFORMER



LED STRIP FEATURES

LED STRIP LENGTH

- 940mm / pc
- 4 pcs total each Lightbox frame piece

EACH LIGHT BEAD

- 1.2 W
- 120 Lumen
- 1.1 W, 24 V

LED SIZE

- 940 x 18.2 x 12mm
- 21 Light Beads

BEST LIGHTING AREA

- < 1.1 M

TRANSFORMER FEATURES

INPUT (AC)

- 100 / 120V

ELECTRIC CURRENT

- 4.16A

OUTPUT (DC)

- 24V

POWER

- 100W



Scan QR Code To View More Resources.

LIGHTBOX DISPLAYS

ONE CHOICE - 80 MM DOUBLE-SIDED
LIGHTBOX DISPLAY
PRODUCT CODE: SEGEZ-3979



PARTS LIST



QTY 1:
Box Case

Outside Dimensions:
• 45" L x 12 1/2" W x 5" H
Inside Dimensions:
• 44" L x 12" W x 5" H




QTY 1:
Bottom Frame Piece

• 39 3/8" L x 3 1/8" W



QTY 4:
Side Frame Pieces

• 39 3/8" H x 3 1/8" W



QTY 1:
Top Frame Piece

• 39 3/8" L x 3 1/8" W




QTY 2:
LED Wire Connector

• 3" L



QTY 1:
Transformer Power Cord

• 61" L



QTY 1:
Support Pole

• 38 3/8" L



LIGHTBOX DISPLAYS

ONE CHOICE - 80 MM DOUBLE-SIDED
LIGHTBOX DISPLAY
PRODUCT CODE: SEGEZ-3979



CARE SHEET - DYE-SUB FABRIC

HANDLING TIPS

1. If your exhibit fabric has a zipper, please keep zipper closed for storage.
2. Wrinkles can be removed with cool iron or fabric steamer.
3. Fabric should NOT be stored when damp or wet. Store in cool, dry area.
4. For storing graphics please remove from plastic packaging that was provided and keep fabric in cool/dry place.

WASHING

1. Your fabric graphic can be machine washed. Remove any hardware attached to the fabric prior to cleaning. Use MILD soap and cool water. Air dry fabric, dry on frame if frame is available.
2. Fabric must be COMPLETELY dry prior to storing.
3. DO NOT DRY CLEAN

STAIN TREATMENT

1. Treat stain from backside of fabric.
2. Remove as much debris as possible with a soft bristle brush (do NOT rub too hard).
3. Use a clean, lint-free white cloth. Lightly pat the stain from the outside moving in (to keep stain from spreading).
4. If a cleaning solution is used, rinse the area well with water to ensure NO solution is left on fabric.
5. Most stains can be treated with household fabric stain removers. It is ALWAYS important to test how the solution will react to the fabric. This can be tested by dabbing solution to a small corner of the fabric. Most household cleaners will provide treatment instructions depending on the type of stain.



- Wrinkles can be removed from fabric with a cool iron or steamer.



- Fabric can be machine washed - use cold water, delicate cycle.



- Do NOT bleach fabric



- Do NOT tumble dry. Fabric must be air dried on the frame to prevent shrinking.

